

5000 Series Rotors

Take Performance to the Top

The 5000 Series Rotor is a rugged mid-range gear-drive rotor, offering durability, performance, and the convenience of arc adjustment from the top, for residential and light commercial applications.

This versatile rotor offers a standard rubber cover and the convenience of reversing full and part circle operation (up to 360 degrees) in one unit. And, with a tree of Rain Curtain™ nozzles, the 5000 Series Rotor offers excellent distribution for top-notch efficiency.

All of this, a proven gear-driven design, and a five-year trade warranty, makes the 5000 Series Rotor one head that will "Take Performance to the Top."

Features

The 5000 Series Rotor is available in 4", 6", 12", and Shrub models.

- Five-year trade warranty
- Rain Curtain™ Enhanced nozzles
 - Large droplets for consistent performance
 - Effective close-in watering
 - Even distribution over the entire radius
- Tree of nozzles including 8 standard (25° trajectory) and 4 low angle (10° trajectory) provides 25 to 50 (7,6 to 15,2M) distance of throw
- Radius adjustment screw allows up to 25% radius reduction without changing nozzles
- Slip clutch mechanism for vandal resistance
- Top-adjust arc adjustment requiring only a flat-blade screwdriver
- 40- 360° Arc rotation and reversing full circle rotation in one. (A non-reversing full circle only unit is also available)
- True 4" (10 cm) pop-up (measured from the case cover to the nozzle.)
- Pressure-activated multi-function wiper seal protects internals from debris and assures positive pop-up and retraction
- Standard black rubber cover for extra protection and durability in residential or commercial applications
- Additional o-rings and seals for extra protection in "gritty" water
- Heavier-duty retract spring assures positive pop-down
- Water-lubricated gear-drive design for durable, reliable operation
- Reinforced flow path for additional side load strength

- Optional Matched Precipitation Rate (MPR) nozzles
- Optional pre-installed Rain Curtain™ nozzle
- Optional Seal-A-Matic (SAM)™ check valve holds up to 7 feet (2,1 m) of elevation change, to prevent puddling and erosion caused by low head drainage
- Optional non-potable purple cover for easy identification of reclaimed water

Operating Range

- Precipitation rate: .20 to 1.01 inches per hour (5 to 26 mm/h)
- Radius: 25 to 50 feet (7,6 to 15,2 m)
- Pressure: 25-65 psi (1,7 to 4,5 bar)
- Optimal nozzle performance at 45 psi
- Flow Rate: .73 to 9.63 gpm (0,17 to 2,19 m³/h)

Specifications

- ¾" (20/27) NPT female bottom threaded inlet
- Reversing full and part circle adjustment 40° – 360°
- Full circle only adjustment 360°

Dimensions

- Pop-up height: Shrub: 4" (10 cm); 4" (10 cm); 6" (15 cm); 12" (30 cm);
 - Overall body height: Shrub: 7 ¾" (19,7cm) 4": 7 ¾" (18, 5 cm); 6": 9 ⅝" (24,5 cm); 12": 16 ⅞" (42,9 cm)
 - Exposed surface diameter: 1 ⅝" (4,1 cm)
- Note: Pop-up height measured from cover to center of nozzle. Overall body height is measured popped down.*



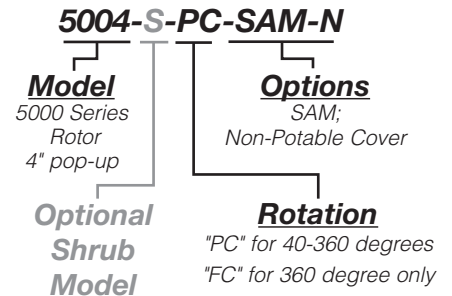
Models

Part circle units (PC) are adjustable from 40 –360 degrees. Full circle units (FC) are 360 degrees only.

- 5000-S
- 5004
- 5004-2.0 or 3.0†
- 5006
- 5012

† Pre-installed nozzle

How to Specify/Order:

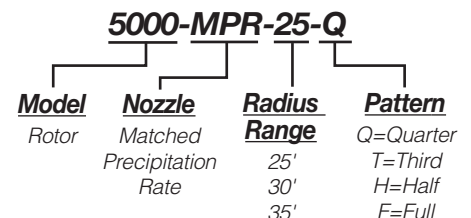


5000/5000 Plus MPR Nozzles

Achieve Matched Precipitation Rate Between 25' and 35'

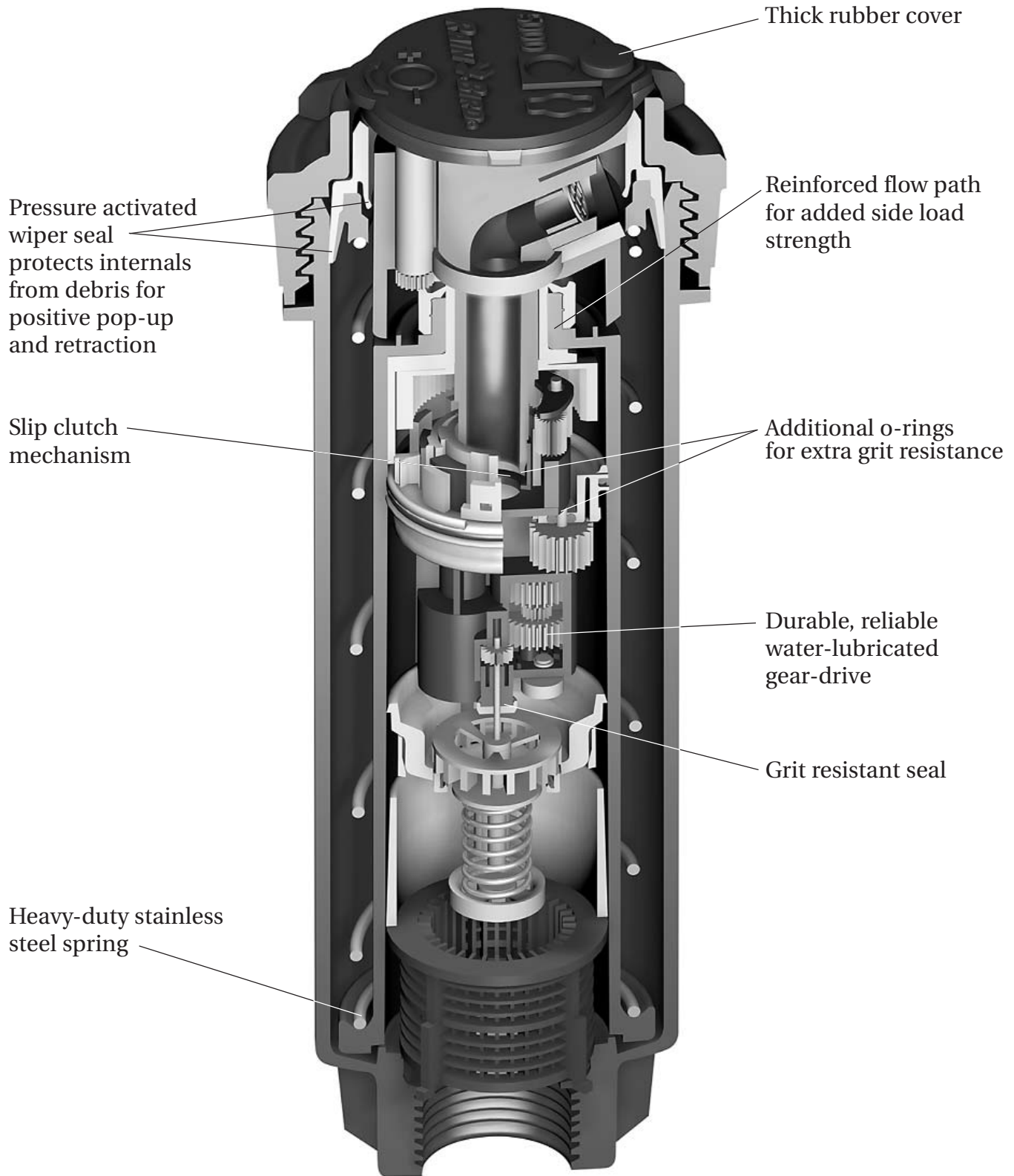
Rain Bird 5000/5000 Plus MPR Nozzles simplify both the design process and the installation of rotors, because they reliably deliver matched precipitation rates within and between rotor radii from 25' to 35'. Without having to use fixed arc plates, designers and installers can achieve matched precipitation rates. Superior flexibility in arc adjustment minimizes the risks of over- or under-watering.

How to Specify



The full 5000/5000 Plus MPR Nozzles tech spec (D39541) is also available on request.

5000 Series Rotor



Standard Angle Rain Curtain Nozzle Performance

Pressure psi	Nozzle	Radius ft.	Flow (GPM)	■	▲
				Precip. (in/h) Square	Precip. (in/h) Triangular
25	1.5	33	1.12	0.20	0.23
	2.0	35	1.50	0.24	0.27
	2.5	35	1.81	0.28	0.33
	3.0	36	2.26	0.34	0.39
	4.0	37	2.91	0.41	0.47
	5.0	39	3.72	0.47	0.54
	6.0	39	4.25	0.54	0.62
	8.0	36	5.90	0.88	1.01
35	1.5	34	1.35	0.22	0.26
	2.0	36	1.81	0.27	0.31
	2.5	37	2.17	0.31	0.35
	3.0	38	2.71	0.36	0.41
	4.0	40	3.50	0.42	0.49
	5.0	41	4.47	0.51	0.59
	6.0	43	5.23	0.54	0.63
	8.0	43	7.06	0.74	0.85
45	1.5	35	1.54	0.24	0.28
	2.0	37	2.07	0.29	0.34
	2.5	37	2.51	0.35	0.41
	3.0	40	3.09	0.37	0.43
	4.0	42	4.01	0.44	0.51
	5.0	45	5.09	0.48	0.56
	6.0	46	6.01	0.55	0.63
	8.0	47	8.03	0.70	0.81
55	1.5	35	1.71	0.27	0.31
	2.0	37	2.30	0.32	0.37
	2.5	37	2.76	0.39	0.45
	3.0	40	3.47	0.42	0.48
	4.0	42	4.44	0.48	0.56
	5.0	45	5.66	0.54	0.62
	6.0	47	6.63	0.58	0.67
	8.0	50	8.86	0.68	0.79
65	1.5	34	1.86	0.31	0.36
	2.0	35	2.52	0.40	0.46
	2.5	37	3.01	0.42	0.49
	3.0	40	3.78	0.45	0.53
	4.0	42	4.83	0.53	0.61
	5.0	45	6.16	0.59	0.68
	6.0	48	7.22	0.60	0.70
	8.0	50	9.63	0.74	0.86

Low Angle Nozzle Performance

Pressure psi	Nozzle	Radius ft.	Flow (GPM)	■	▲
				Precip. (in/h) Square	Precip. (in/h) Triangular
25	1.0 LA	25	0.76	0.22	0.26
	1.5 LA	27	1.15	0.30	0.35
	2.0 LA	29	1.47	0.34	0.39
	3.0 LA	29	2.23	0.51	0.59
35	1.0 LA	28	0.92	0.21	0.25
	1.5 LA	30	1.38	0.30	0.34
	2.0 LA	31	1.77	0.35	0.41
	3.0 LA	33	2.68	0.47	0.55
45	1.0 LA	29	1.05	0.23	0.26
	1.5 LA	31	1.58	0.32	0.37
	2.0 LA	32	2.02	0.38	0.44
	3.0 LA	35	3.07	0.48	0.56
55	1.0 LA	29	1.17	0.25	0.29
	1.5 LA	31	1.76	0.35	0.41
	2.0 LA	33	2.24	0.40	0.46
	3.0 LA	36	3.41	0.51	0.58
65	1.0 LA	29	1.27	0.27	0.32
	1.5 LA	31	1.92	0.38	0.44
	2.0 LA	33	2.45	0.43	0.50
	3.0 LA	36	3.72	0.55	0.64

Precipitation rates calculated at 50% diameter head to head spacing, half circle operation.

Standard Angle Rain Curtain Nozzle Performance

Pressure bar	Nozzle	Radius m	Flow m ³ /h	Flow l/s	■	▲
					Precip. (mm/h) Square	Precip. (mm/h) Triangular
1,7	1,5	10,1	0,25	0,07	5	6
	2,0	10,7	0,34	0,09	6	7
	2,5	10,7	0,41	0,11	7	8
	3,0	11,0	0,51	0,14	8	10
	4,0	11,3	0,66	0,18	10	12
	5,0	11,9	0,84	0,23	12	14
	6,0	11,9	0,97	0,27	14	16
	8,0	11,0	1,34	0,37	22	26
2,0	1,5	10,2	0,28	0,08	5	6
	2,0	10,8	0,36	0,10	6	7
	2,5	10,9	0,44	0,12	7	9
	3,0	11,2	0,55	0,15	9	10
	4,0	11,6	0,71	0,20	11	12
	5,0	12,1	0,91	0,25	12	14
	6,0	12,4	1,05	0,29	14	16
	8,0	11,8	1,45	0,40	21	24
2,5	1,5	10,4	0,31	0,09	6	7
	2,0	11,0	0,41	0,11	7	8
	2,5	11,3	0,50	0,14	8	9
	3,0	11,2	0,62	0,17	9	11
	4,0	12,3	0,81	0,22	11	13
	5,0	12,7	1,03	0,29	13	15
	6,0	13,2	1,21	0,34	14	16
	8,0	13,3	1,63	0,45	19	21
3,0	1,5	10,6	0,34	0,10	6	7
	2,0	11,2	0,45	0,13	7	8
	2,5	11,3	0,56	0,16	9	10
	3,0	12,1	0,69	0,19	9	11
	4,0	12,7	0,89	0,25	11	13
	5,0	13,5	1,13	0,31	12	14
	6,0	13,9	1,34	0,37	14	16
	8,0	14,1	1,79	0,50	18	21
3,5	1,5	10,7	0,37	0,10	7	8
	2,0	11,3	0,49	0,14	8	9
	2,5	11,3	0,60	0,17	9	11
	3,0	12,2	0,74	0,21	10	12
	4,0	12,8	0,97	0,27	12	14
	5,0	13,7	1,23	0,34	13	15
	6,0	14,2	1,45	0,40	14	17
	8,0	14,9	1,93	0,54	18	20
4,0	1,5	10,6	0,40	0,11	7	8
	2,0	11,1	0,52	0,15	8	10
	2,5	11,3	0,64	0,18	10	12
	3,0	12,2	0,80	0,22	11	12
	4,0	12,8	1,04	0,29	13	15
	5,0	13,7	1,32	0,37	14	16
	6,0	14,9	1,55	0,43	15	17
	8,0	15,2	2,06	0,57	18	21
4,5	1,5	10,4	0,42	0,12	8	9
	2,0	10,7	0,55	0,15	10	11
	2,5	11,3	0,68	0,19	11	12
	3,0	12,2	0,84	0,23	11	13
	4,0	12,8	1,10	0,30	13	15
	5,0	13,7	1,40	0,39	15	17
	6,0	14,6	1,64	0,47	15	18
	8,0	15,2	2,19	0,61	19	22

Low Angle Nozzle Performance

Pressure bar	Nozzle	Radius m	Flow m ³ /h	Flow l/s	■	▲
					Precip. (mm/h) Square	Precip. (mm/h) Triangular
1,7	1,0 LA	7,6	0,17	0,05	6	7
	1,5 LA	8,2	0,26	0,07	8	9
	2,0 LA	8,8	0,33	0,09	9	10
	3,0 LA	8,8	0,51	0,14	13	15
2,0	1,0 LA	8,0	0,18	0,05	6	6
	1,5 LA	8,6	0,28	0,08	8	9
	2,0 LA	9,1	0,36	0,10	9	10
	3,0 LA	9,3	0,55	0,15	13	15
2,5	1,0 LA	8,6	0,20	0,06	5	6
	1,5 LA	9,2	0,32	0,09	8	9
	2,0 LA	9,5	0,41	0,11	9	10
	3,0 LA	10,1	0,62	0,17	12	14
3,0	1,0 LA	8,8	0,22	0,06	6	7
	1,5 LA	9,4	0,35	0,10	8	9
	2,0 LA	9,7	0,45	0,13	10	11
	3,0 LA	10,6	0,68	0,19	12	14
3,5	1,0 LA	8,8	0,24	0,07	6	7
	1,5 LA	9,4	0,38	0,11	9	10
	2,0 LA	9,9	0,49	0,14	10	11
	3,0 LA	10,8	0,74	0,21	13	15
4,0	1,0 LA	8,8	0,26	0,07	7	8
	1,5 LA	9,4	0,41	0,11	9	11
	2,0 LA	10,1	0,52	0,15	10	12
	3,0 LA	11,0	0,80	0,22	13	15
4,5	1,0 LA	8,8	0,27	0,08	7	8
	1,5 LA	9,4	0,44	0,12	10	11
	2,0 LA	10,1	0,56	0,15	11	13
	3,0 LA	11,0	0,84	0,23	14	16



5000 Series Rotor Technical Specification

5000 Series Full and Reversing Full/Part Circle Sprinkler

The full and/or part circle sprinkler shall be a single-stream, water-lubricated, gear-drive type capable of covering a ___ foot (xx meter)

at ___ pounds per square inch (psi) or (bar) with a discharge rate of ___ gallons per minute (___ gpm) (___ m³/h). The sprinkler shall have adjustable arc coverage of 40 to 360 degrees. Arc adjustment can be performed with or without the sprinkler in operation and shall require only a flat-blade screwdriver.

The sprinkler shall have a pressure activated, multi-function wiper seal that positively seals against the pop-up stem to keep debris out of the rotor and to clean debris from the pop-up stem as it retracts.

This wiper seal shall prevent sprinkler from sticking up, and be capable of sealing the sprinkler cap to sprinkler body under normal operating pressures.

The sprinkler shall have a screen installed in the pop-up stem to filter inlet water, protect the drive from clogging and simplify its removal for cleaning and flushing of the system. It shall have a 3/4" (FNPT) bottom inlet.

The sprinkler shall have a standard rubber cover and a strong stainless steel retract spring for positive pop down. Pop-up height as measured from the top of the cap, at normal installation, to the middle of the nozzle orifice shall be ___ inches or ___ cm.

The rotor's overall height shall be ___ inches (___ cm), with an exposed surface diameter of 1 5/8" (4,1 cm).

The sprinkler shall have 12 interchangeable nozzles: 8 Rain Curtain nozzles for superior coverage and, 4 Low Angle nozzles for reduced radius of throw and superior wind resistance with all nozzles containing Micro-Ramp™ for superior close-in watering. The angle of trajectory shall be 25 degrees for the Rain Curtain nozzles and 10

degrees for the low angle nozzles. The sprinkler shall come with a stainless steel adjusting screw capable of reducing the radius up to 25%.

The sprinkler shall be as manufactured by Rain Bird Corporation, Glendora, California.

Optional Feature Specification

5000 Series SAM, Full and Reversing Full/Part Circle Sprinkler SAM unit

When so indicated on the design, the sprinkler shall have a spring-loaded Seal-A-Matic™ (SAM) device in the base of the case. The device shall hold back at least 7' (2, 13m) of elevation change to prevent puddling, run-off and erosion caused by low-head drainage.

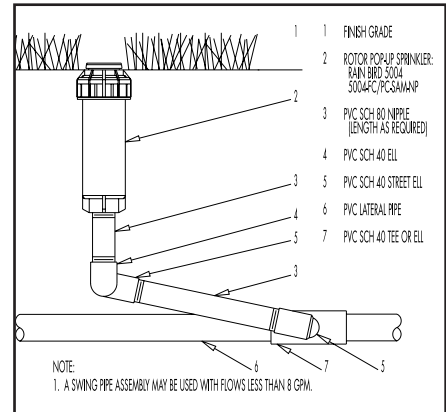
5000 Series Full and Reversing Full/Part Circle Non-Potable

When so indicated on the design, the sprinkler shall have a purple rubber cover to indicate to the user that non-potable water is being used. There shall be no difference between the black and the purple covers, except for the color.

The sprinkler shall be as manufactured by Rain Bird Corporation, Glendora, California.

5000 Series Shrub Model Full and Reversing Full/Part Circle Sprinkler (SAM)

When so indicated on the design, the shrub model shall contain all of the specifications of the standard 5000 series rotor plus a locking screw to fasten the shrub unit to the riser. Additionally, the shrub base unit will feature Secure Ribs™ that are designed to assist in the staking of the shrub model if so specified on the design. When the Seal-A-Matic™ (SAM) model is indicated on the design, the device shall hold back at least 7' (2,13m) of elevation change to prevent puddling, run-off and erosion caused by low head drainage. As well the SAM unit shall experience no pressure loss during normal operation.



5000 MPR Nozzle Specification

The MPR Nozzle shall be capable of covering a ___ foot radius (FT.RAD.)/(meter) at ___ pounds per square inch (psi)/(Bars) with a discharge rate of ___ gallons per minute (GPM)/(m³/h,l/s).

The MPR Nozzle shall have a matched precipitation rate of 0.6 in/hr (15 mm/h) at 45 psi (3,1 bar).

The MPR Nozzle shall be color-coded by radius. The MPR Nozzle shall contain Micro Ramp™ technology for superior close-in watering.

The MPR Nozzle shall be manufactured by Rain Bird Corp., Azusa, California.



Rain Bird Corporation

Contractor Division
970 West Sierra Madre Avenue, Azusa, CA 91702
Phone: (626) 963-9311 Fax: (626) 812-3411

Rain Bird Corporation

Commercial Division
6991 East Southpoint Road, Tucson, AZ 85706
Phone: (520) 741-6100 Fax: (520) 741-6522

Rain Bird International, Inc.

145 North Grand Avenue, Glendora, CA 91741
Phone: (626) 963-9311 Fax: (626) 963-4287

Rain Bird Technical Service

(800) 247-3782 (U.S. only)

www.rainbird.com

Rain Bird. Conserving More Than Water.

© Registered trademark of Rain Bird Corporation.
© 2004 Rain Bird Corporation 4/04

D39469A